


Tips: Prevent Infant Abductions

The National Center for Missing & Exploited Children® has put together a list of recommendations for hospitals and health care facilities to prevent infant abductions before they happen.

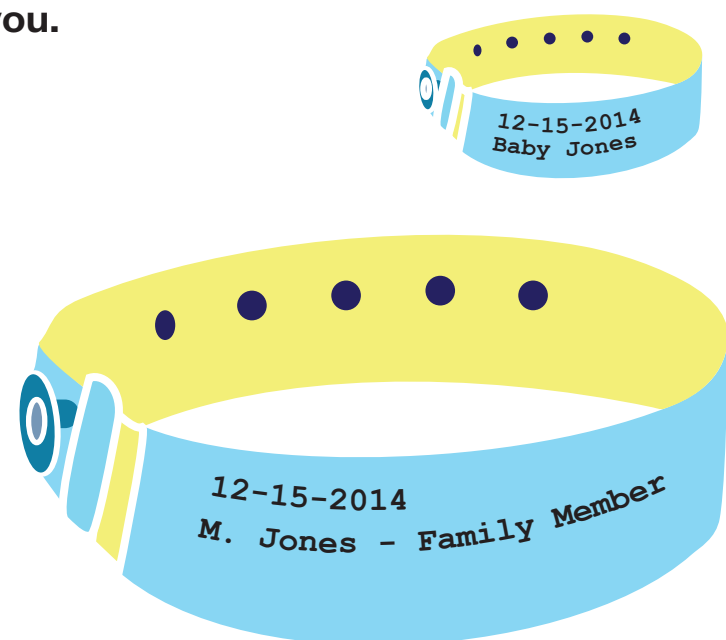
1 Authorized Staff Badges

Parents — hospital staff authorized to transport your infant will be wearing unique badges (with different colored backgrounds or special symbols) letting you know they are authorized to take your baby to and from your room. If you don't see the specialized ID badge — do not hand your baby over and call the nurse's station.



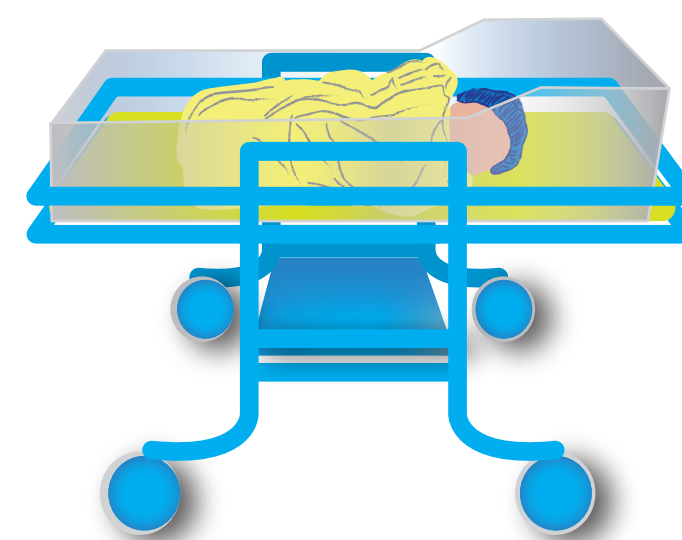
2 Matching ID Bracelets

The parent(s) and baby all wear matching ID bracelets. You and the nursing staff should check and compare those bracelets every time your infant is brought to you or taken from you.



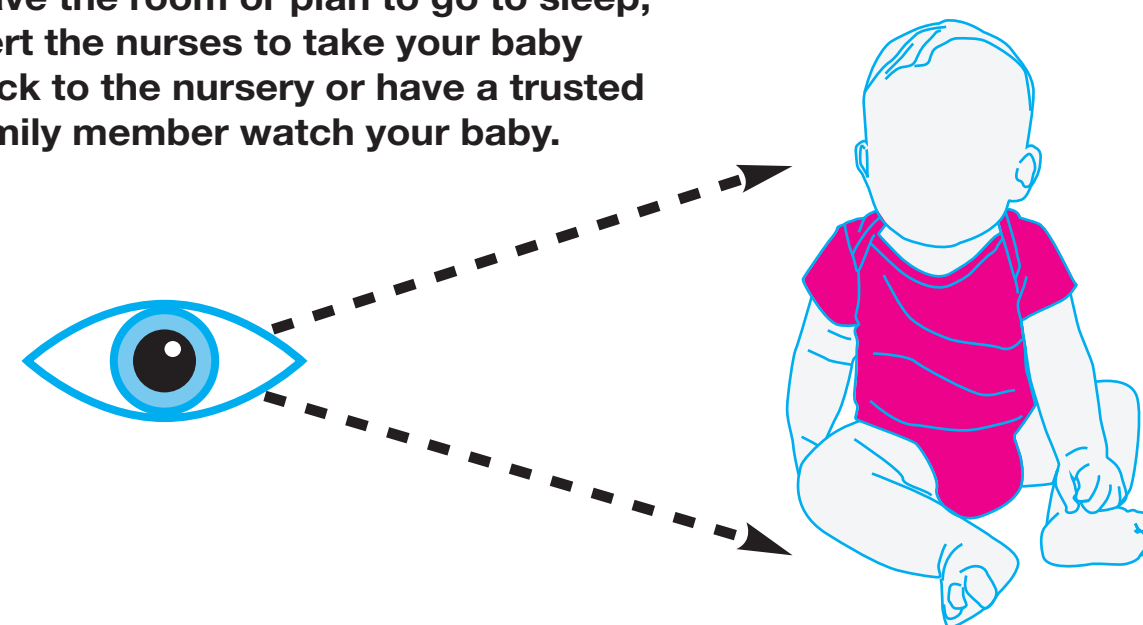
3 Transport within Hospital

Babies are always transported in bassinets within the hospital, they are NEVER arm carried.



4 Direct Line of Sight

Do not leave your baby out of your direct line of sight even when you go to the restroom or take a nap. If you leave the room or plan to go to sleep, alert the nurses to take your baby back to the nursery or have a trusted family member watch your baby.



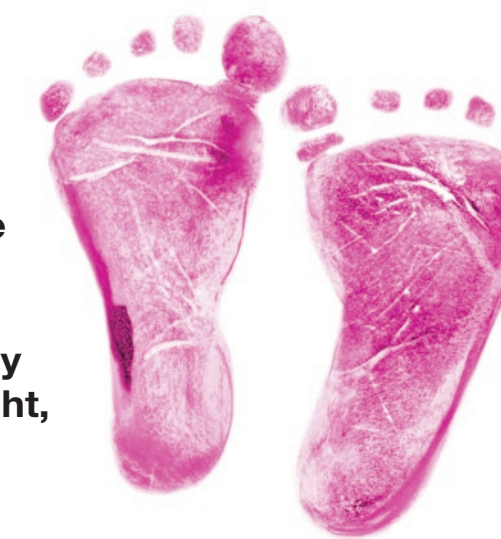
5 Baby Photos

Have at least one color photograph of your baby (taken within 2 hours of birth), with a full, front-face view, for your records to take home.




6 Footprints

Since it is recommended that health care facilities footprint newborn babies, ask for a set to take home. And compile a complete written description of your baby including hair and eye color, length, weight, date of birth and specific physical characteristics.



7 Authorized Staff Only

Be sure to ask at the hospital if anyone will or will not be doing any follow-up visits to your home. Do not allow anyone into your home who says he or she is affiliated with the hospital, health care facility or local health department etc., without properly verified identification.



8 Birth Announcements

Get creative with your birth announcements while keeping your child safer both online and off, by using minimal information. Specifically do not include the mother's first name or home location when posting the announcement, and remember that information already posted in your online profile may provide these details.

